

Backlit LED Panel 28W WHITE EFF140 Lm/W CCT 2C
Panneau LED Backlit 28W BLANC EFF140 Lm/W CCT 2C

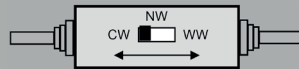
TSG



- LED Panel Backlit BLACK
- High Efficacy luminaire 140 Lm/W
- Easy installation
- Long lifetime >50000hrs
- 70% Energy Saving
- Special LED Driver in frame edge



UGR<19 Prismatic / Prismatique PC



60x60cm	28W	5040 Lm
30x120cm	28W	5040 Lm
60x120cm	45W	6300 Lm
EFF140		IP41

BACKLIT LED PANEL 140 Lumen / Watt

BACKLIT
35mm ledpaneel



35 mm

**EFFICIENT
LIGHTING**

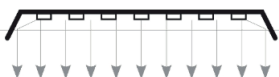
Applications

- Offices / Bureaux
- Board rooms / Salles de réunion
- Corridors / Couloirs
- Shops / Magasins
- Commercial centers / Centres commerciaux
- Schools / Ecoles
- Hospitals / Hopitaux

Guarantee
5 Year
Ans
Garantie

**> 50000
HRS**

A **backlit** LED panel (or direct-lit panel) is a lighting fixture with a grid of LEDs placed on the back surface, shining directly forward through a diffuser. Unlike edge-lit panels, they offer higher energy efficiency, better brightness uniformity, and a slightly deeper, cost-effective design, making them ideal for modern office and commercial ceilings



Un panneau LED rétroéclairé (ou panneau à éclairage direct) est un luminaire doté d'une grille de LED placée sur sa face arrière, qui diffuse la lumière directement vers l'avant. Contrairement aux panneaux à éclairage latéral, il offre une efficacité énergétique supérieure, une meilleure uniformité de luminosité et une conception légèrement plus profonde et économique, ce qui le rend idéal pour les plafonds de bureaux et de commerces modernes.

Product technical specifications and packaging details may change without prior notice
Les spécifications techniques et les détails d'emballage des produits peuvent être modifiés sans préavis.

PROFESSIONAL APPLICATIONS

TSG13 K-SW EFF140

Page 1/5



Backlit LED Panel 28W WHITE EFF140 Lm/W CCT 2C
Panneau LED Backlit 28W BLANC EFF140 Lm/W CCT 2C

TSG

Technical Specifications
Données techniques

28 Watt
60x60cm



Input Voltage	Max. Current	Operating Voltage	Constant Current	Power Consumption	Power Factor
AC200-240V	0.2A	DC36V	700mA	28W	> 0.95
LED Type	CRI	Tech			
SMD2835	> 80Ra	CC Flicker free			
Life Time	Certifications	IP Code	Luminaire Class	Product Dimension	N.W.
50.000 Hours	CE, Rohs	IP41	Class II	L595*W595*H35mm	1.51Kg
Operating Temperature	Humidity Operating	Driver Brand	Dimming	Packing Dimension	G.W.
-20°C to +50°C	10-80% RH	Sharplumi	Optional	L645*W95*H645mm	3.32Kg
Outer carton package	4*2 layer = 8PCS/carton, L665*W405*H670mm, GW 14,1Kg				

LUMINOUS FLUX
FLUX LUMINEUX

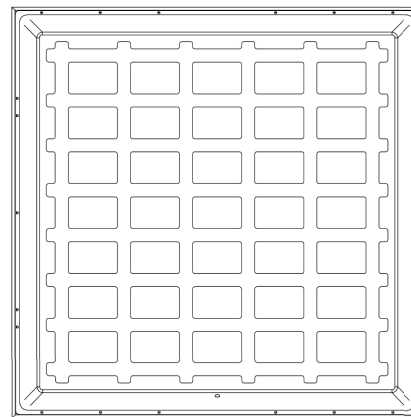
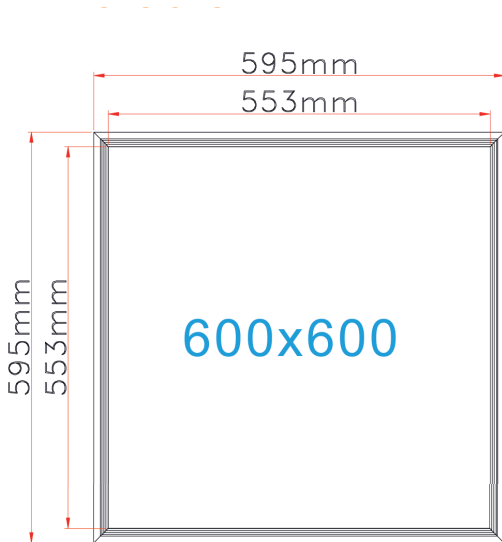
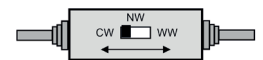
36 Watt
60x60 cm

CCT	3000K	4000K	6000K
Luminous Efficiency	130 Lm/W	140 Lm/W	140 Lm/W
Luminous Flux 18W	4680 Lm	5040 Lm	5040 Lm
k-SWITCH	Use Button to select KELVIN / Light Colour		
Beam Angle	90° (UGR<19)		

3-in-1

K-Switch

Selector
3000K
4000K
6000K



Product technical specifications and packaging details may change without prior notice
Les spécifications techniques et les détails d'emballage des produits peuvent être modifiés sans préavis.

PROFESSIONAL APPLICATIONS

TSG13 K-SW EFF140

Page 2/5



Backlit LED Panel 28W WHITE EFF140 Lm/W CCT 2C
Panneau LED Backlit 28W BLANC EFF140 Lm/W CCT 2C

TSG

Technical Specifications
Données techniques

28 Watt
30x120cm



Input Voltage	Max. Current	Operating Voltage	Constant Current	Power Consumption	Power Factor
AC200-240V	0.12A	-	-	18/25W	> 0.95
LED Type	CRI	Tech			
SMD2835	> 80Ra	CC Flicker free			
Life Time	Certifications	IP Code	Luminaire Class	Product Dimension	N.W.
50.000 Hours	CE, Rohs	IP41	Class II	L295*W1195*H35mm	1.55Kg
Operating Temperature	Humidity Operating	Driver Brand	Dimming	Packing Dimension	G.W.
-20°C to +50°C	10-80% RH	Sharplumi	Optional	L1245*W95*H345mm	3.4Kg
Outer carton package	4*2 layer = 8PCS/carton, L1265*W405*H370mm, GW 14.5Kg				

LUMINOUS FLUX
FLUX LUMINEUX

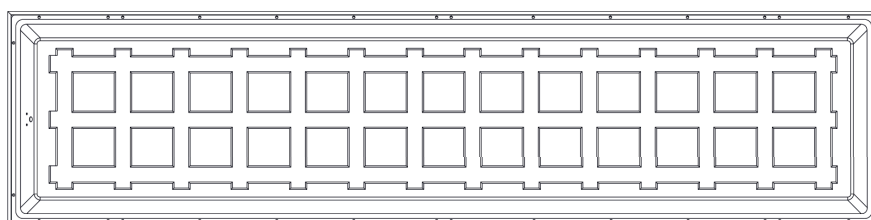
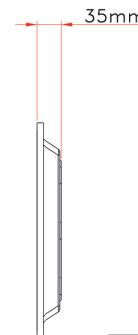
28 Watt
30x120 cm

CCT	3000K	4000K	6000K
Luminous Efficiency	130 Lm/W	140 Lm/W	140 Lm/W
Luminous Flux 18W	4680 Lm	5040 Lm	5040 Lm
k-SWITCH	Use Button to select KELVIN / Light Colour		
Beam Angle	90° (UGR<19)		

3-in-1

K-Switch

Selector
3000K
4000K
6000K




Product technical specifications and packaging details may change without prior notice
Les spécifications techniques et les détails d'emballage des produits peuvent être modifiés sans préavis.

PROFESSIONAL APPLICATIONS

TSG13 K-SW EFF140

Page 3/5



Backlit LED Panel 28W WHITE EFF140 Lm/W CCT 2C
Panneau LED Backlit 28W BLANC EFF140 Lm/W CCT 2C

TSG

Technical Specifications
Données techniques

45 Watt
60x120cm



Input Voltage	Max. Current	Operating Voltage	Constant Current	Power Consumption	Power Factor
AC200-240V	0.12A	-	-	18/25W	> 0.95
LED Type	CRI	Tech			
SMD2835	> 80Ra	CC Flicker free			
Life Time	Certifications	IP Code	Luminaire Class	Product Dimension	N.W.
50.000 Hours	CE, Rohs	IP41	Class II	L1195*W595*H35mm	1.90Kg
Operating Temperature	Humidity Operating	Driver Brand	Dimming	Packing Dimension	G.W.
-20°C to +50°C	10-80% RH	Sharplumi	Optional	L1245*W95*H645mm	6.0Kg
Outer carton package	3*2 layer = 8PCS/carton, L1265*W405*H670mm, GW 14.5Kg				

LUMINOUS FLUX
FLUX LUMINEUX

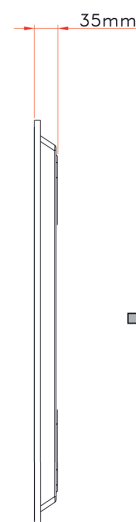
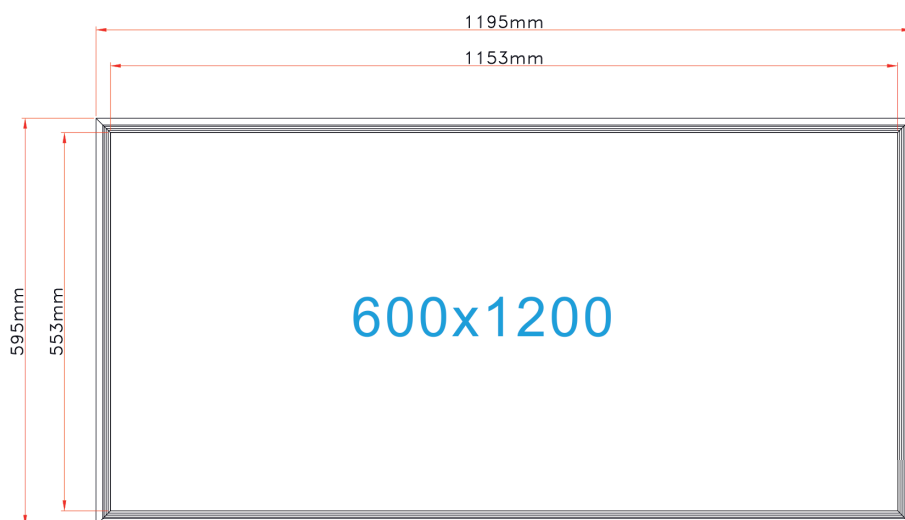
45 Watt
60x120 cm

CCT	3000K	4000K	6000K
Luminous Efficiency	130 Lm/W	140 Lm/W	140 Lm/W
Luminous Flux 18W	5850 Lm	6300 Lm	6300 Lm
K-SWITCH	Use Button to select KELVIN / Light Colour		
Beam Angle	90° (UGR<19)		

3-in-1

K-Switch

Selector
3000K
4000K
6000K



Product technical specifications and packaging details may change without prior notice
Les spécifications techniques et les détails d'emballage des produits peuvent être modifiés sans préavis.

PROFESSIONAL APPLICATIONS

TSG13 K-SW EFF140

Page 4/5



Backlit LED Panel 28W WHITE EFF140 Lm/W CCT 2C
Panneau LED Backlit 28W **BLANC** EFF140 Lm/W CCT 2C

TSG



Kelvin range / Kelvin disponible

3000K Warmwhite / Blanc chaud
4000K Neutralwhite / Blanc neutre
6000K Coldwhite / Blanc froid




Packaging / Emballage

28 Watt - 60x60cm
Weight - Poids 1 pce | 1.51 Kg
8 pcs / box - carton | 14.1 Kg

28 Watt - 30x120cm
Weight - Poids 1 pce | 1.55 Kg
8 pcs / box - carton | 14.5 Kg
4 x 2pcs per Box of eight



Product Images / Photos supplémentaires



45 Watt - 60x120cm
Weight - Poids 1 pce | 3.00 Kg
4 pcs / box - carton | 14.5 Kg
2 x 2pcs per Box of four



Product Code(s) / Codes d'articles

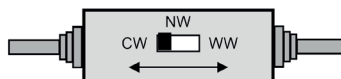
TSG13066	LED Panel BACKLIT-2C 595x595mm 28W 3CCT 3920Lm UGR19 230V IP20 /8
TSG13067	LED Panel BACKLIT-2C 295x1195mm 28W 3CCT 3920Lm UGR19 230V IP20 /8
TSG13068	LED Panel BACKLIT-2C 595x1195mm 45W 3CCT 6300Lm UGR19 230V IP20 /4



K-Switch button / K-Switch bouton

3-in-1
K-Switch

Selector
3000K
4000K
6000K



Choose the lighting colour with simply changing the button.
Kelvin 3000K, 4000K or 6000K.

Il suffit de selectionner la couleur de lumière avec le bouton:
Kelvin 3000K, 4000K ou 6000K.

Product technical specifications and packaging details may change without prior notice
Les spécifications techniques et les détails d'emballage des produits peuvent être modifiés sans préavis.

PROFESSIONAL APPLICATIONS

TSG13 K-SW EFF140

Page 5/5

