

Tri Proof Injection150 PRO Pull-out Power Adjust IP65
Tri Proof Injection 150 PRO Extractible, Puissance Ajustable



PULL-OUT SYSTEM
POWER ADJUSTABLE

- Tri Proof IP65 Pro Pull-Out
- High Efficacy luminaire 150 Lm/W
- Easy installation
- Injection item
- In series



60cm 2700 Lm
120cm 5400 Lm
150cm 7500 Lm
EFF150
IP65



Lamp body front / Face avant de la lampe



Backside of lamp body / Face arrière de la lampe




Frontside light board / Face avant de la base intérieure



Backside light board / Face arrière de la base intérieure



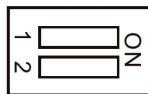
PULL-OUT DESIGN



INSTALLATION STEPS



OFF ↔ ON



Power adjustable
Puissance ajustable

PROFESSIONAL APPLICATIONS



Tri Proof Injection150 PRO Pull-out Power Adjust IP65
Tri Proof Injection 150 PRO Extractible, Puissance Ajustable

TSG

Technical Specifications
Données techniques

18 Watt
60cm



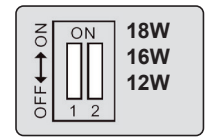
Input Voltage	Max. Current	Operating Voltage	Constant Current	Power Consumption	Power Factor
AC200-240V	0.08A	DC48V	0.35A	18W	> 0.95
LED Type	LED Q'ty	CRI			
SMD2835	48 PCS	> 80Ra			
Life Time	Certifications	IP Code	Luminaire Class	Product Dimension	N.W.
50.000 Hours	CE, Rohs	IP65	Class I	L650*W59*H60mm	0.580Kg
Operating Temperature	Humidity Operating	Driver / Transfo	Dimming	Packing Dimension	G.W.
-20°C to +50°C	10-80% RH	Philips	Not dimmable	L690*W62*H62mm	0.670Kg
Outer carton package	12*1 layer = 12PCS/carton, L705*W203*H265mm, GW 8.55Kg				
Power Adjustable	0.35A 18W / 0.30A 16W / 0.2A 12W				

LUMINOUS FLUX
FLUX LUMINEUX


18 Watt
60 cm

CCT	3000K	4000K	6000K
Luminous Efficiency	145 Lm/W	150 Lm/W	150 Lm/W
Luminous Flux	2610 Lm ±10%	2700 Lm ±10%	2700 Lm ±10%
Beam Angle	120°		

Power Adjust

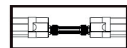


+ Pull-Out



Reliable LED Technology for maintenance-free installation and long service life
Technologie LED fiable pour une installation sans entretien et une longue durée de vie

If In Series



Model	Connection	Qty Max(pcs)
SR05-18W-630		60
SR05-36W-1230		30
SR05-50W-1530		20



PROFESSIONAL APPLICATIONS



Tri Proof Injection150 PRO Pull-out Power Adjust IP65
Tri Proof Injection 150 PRO Extractible, Puissance Ajustable

TSG

Technical Specifications
Données techniques

36 Watt
120cm




Input Voltage	Max. Current	Operating Voltage	Constant Current	Power Consumption	Power Factor
AC200-240V	0.15A	DC99V	0.35A	36W	> 0.95
LED Type	LED Q'ty	CRI			
SMD2835	132 PCS	> 80Ra			
Life Time	Certifications	IP Code	Luminaire Class	Product Dimension	N.W.
50.000 Hours	CE, Rohs	IP65	Class I	L1200*W59*H60mm	0.770Kg
Operating Temperature	Humidity Operating	Driver / Transfo	Dimming	Packing Dimension	G.W.
-20°C to +50°C	10-80% RH	Philips	Not dimmable	L1240*W62*H62mm	0.940Kg
Outer carton package	9*1 layer = 9PCS/carton, L1255*W203*H265mm, GW 9.85Kg				
Power Adjustable	0.35A 36W / 0.30A 30W / 0.25A 24W / 0.2A 20W				

LUMINOUS FLUX
FLUX LUMINEUX

36 Watt
120 cm

CCT	3000K	4000K	6000K
Luminous Efficiency	145 Lm/W	150 Lm/W	150 Lm/W
Luminous Flux	5220 Lm ±10%	5400 Lm ±10%	5400 Lm ±10%
Beam Angle	120°		


Power Adjust



+ Pull-Out

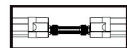


PHILIPS
DRIVER



Reliable LED Technology for maintenance-free installation and long service life
Technologie LED fiable pour une installation sans entretien et une longue durée de vie

If In Series



Model	Connection	Qty Max(pcs)
SR05-18W-630		60
SR05-36W-1230		30
SR05-50W-1530		20



PROFESSIONAL APPLICATIONS



Tri Proof Injection150 PRO Pull-out Power Adjust IP65
Tri Proof Injection 150 PRO Extractible, Puissance Ajustable

TSG

Technical Specifications
Données techniques

50 Watt
150cm



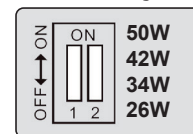
Input Voltage	Max. Current	Operating Voltage	Constant Current	Power Consumption	Power Factor
AC200-240V	0.21A	DC138V	0.35A	50W	> 0.95
LED Type	LED Q'ty	CRI			
SMD2835	184 PCS	> 80Ra			
Life Time	Certifications	IP Code	Luminaire Class	Product Dimension	N.W.
50.000 Hours	CE, Rohs	IP65	Class I	L1500*W59*H60mm	1.01Kg
Operating Temperature	Humidity Operating	Driver / Transfo	Dimming	Packing Dimension	G.W.
-20°C to +50°C	10-80% RH	Philips	Not dimmable	L1540*W62*H62mm	1.21Kg
Outer carton package	9*1 layer = 9PCS/carton, L1555*W203*H265mm, GW 11.7Kg				
Power Adjustable	0.35A 50W / 0.30A 42W / 0.25A 34W / 0.2A 26W				

LUMINOUS FLUX
FLUX LUMINEUX

50 Watt
150 cm

CCT	3000K	4000K	6000K
Luminous Efficiency	145 Lm/W	150 Lm/W	150 Lm/W
Luminous Flux	7250 Lm ±10%	7500 Lm ±10%	7500 Lm ±10%
Beam Angle	120°		

Power Adjust




+ Pull-Out



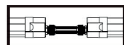
PHILIPS
DRIVER



Reliable LED Technology for maintenance-free installation and long service life
Technologie LED fiable pour une installation sans entretien et une longue durée de vie



If In Series



Model	Connection	Qty Max(pcs)
SR05-18W-630		60
SR05-36W-1230		30
SR05-50W-1530		20



PROFESSIONAL APPLICATIONS



Tri Proof Injection150 PRO Pull-out Power Adjust IP65
Tri Proof Injection 150 PRO Extractible, Puissance Ajustable

TSG



Product Images / Photos



Product Description / Description SlimLine36

- EN**
- Body: PC Extrusion Molding
 - PC Material: could meet IK08 and 750 GWT requirement
 - Other characteristics, low power consumption, high luminous efficiency, IP65
 - High-low impact, high humidity environmental testing
 - Easy & Fast installation with clips
 - High Lighting Output efficacy 150 Lm/W (also 180 Lumen/W available)
- FR**
- Corps : Moulage par extrusion de polycarbonate
 - Matériau PC : Conforme aux normes IK08 et 750 GWT
 - Autres caractéristiques : Faible consommation d'énergie, efficacité lumineuse élevée, IP65
 - Résistance aux chocs et à l'humidité élevée
 - Installation facile et rapide grâce aux clips
 - Efficacité lumineuse élevée : 150 lm/W (180 lm/W également disponible)

PROFESSIONAL APPLICATIONS



Tri Proof Injection150 PRO Pull-out Power Adjust IP65
Tri Proof Injection 150 PRO Extractible, Puissance Ajustable



Kelvin range / Kelvin disponible

- 3000K** Warmwhite / Blanc chaud
- 4000K** Neutralwhite / Blanc neutre
- 6000K** Coldwhite / Blanc froid



Packaging / Emballage

18 Watt

Weight - Poids 1 pce | 0.58 Kg
12 pcs / box - carton | 8.55 Kg

36 Watt

Weight - Poids 1 pce | 0.77 Kg
9 pcs / box - carton | 9.85 Kg

50 Watt

Weight - Poids 1 pce | 1.01 Kg
9 pcs / box - carton | 11.7 Kg



Product Images / Photos supplémentaires



If In Series



Model	Connection	Qty Max(pcs)
SR05-18W-630		60
SR05-32W-1230		30
SR05-45W-1530		20



Product Code(s) / Codes d'articles

TSG270130	LED TriProof INJECTION150 60CM 18W 3000K 2610Lm Philips/Osram 230v IP65
TSG270140	LED TriProof INJECTION150 60CM 18W 4000K 2700Lm Philips/Osram 230v IP65
TSG270160	LED TriProof INJECTION150 60CM 18W 6000K 2700Lm Philips/Osram 230v IP65
TSG270230	LED TriProof INJECTION150 120CM 36W 3000K 5220Lm Philips/Osram 230v IP65
TSG270240	LED TriProof INJECTION150 120CM 36W 4000K 5400Lm Philips/Osram 230v IP65
TSG270260	LED TriProof INJECTION150 120CM 36W 6000K 5400Lm Philips/Osram 230v IP65
TSG270330	LED TriProof INJECTION150 150CM 50W 3000K 7250Lm Philips/Osram 230v IP65
TSG270340	LED TriProof INJECTION150 150CM 50W 4000K 7500Lm Philips/Osram 230v IP65
TSG270360	LED TriProof INJECTION150 150CM 50W 6000K 7500Lm Philips/Osram 230v IP65

